

[Print Form\(s\)](#)[Get PDF File](#)[Go Back](#)

## Equity in Athletics 2013

Institution: University of Colorado Boulder (126614)

User ID: E1266141

### Screening Questions

Please answer these questions carefully as your responses will determine which subsequent data entry screens are appropriate for your institution.

**1. How will you report Operating (Game-day) Expenses?**

☒

By Team

☐

Per Participant

**2. Select the type of varsity sports teams at your institution.**

☒

Men's Teams

☒

Women's Teams

☐

Coed Teams

**3. Do any of your teams have assistant coaches?**

☒

Yes

☒

Men's Teams

☒

Women's Teams

☐

Coed Teams

☐

No

If you save the data on this screen, then return to the screen to make changes, note the following:

- 1) If you select an additional type of team remember to include associated data for that type of team on subsequent screens;
- 2) If you delete a type of team but have already entered associated data on other screens, all associated data for that type of team will be deleted from subsequent screens. However, because the survey system has to recalculate the totals, you must re-save every screen.

Institution: University of Colorado Boulder (126614)

User ID: E1266141

## Sports Selection - Men's and Women's Teams

Select the varsity sports teams at your institution.

Sport	Men's	Women's	Sport	Men's	Women's
Archery	<input type="checkbox"/>	<input type="checkbox"/>	Badminton	<input type="checkbox"/>	<input type="checkbox"/>
Baseball	<input type="checkbox"/>		Basketball	<input checked="" type="checkbox"/>	<input checked="" type="checkbox"/>
Beach Volleyball	<input type="checkbox"/>	<input type="checkbox"/>	Bowling	<input type="checkbox"/>	<input type="checkbox"/>
Cross Country	<input type="checkbox"/>	<input type="checkbox"/>	Diving	<input type="checkbox"/>	<input type="checkbox"/>
Equestrian	<input type="checkbox"/>	<input type="checkbox"/>	Fencing	<input type="checkbox"/>	<input type="checkbox"/>
Field Hockey		<input type="checkbox"/>	Football	<input checked="" type="checkbox"/>	
Golf	<input checked="" type="checkbox"/>	<input checked="" type="checkbox"/>	Gymnastics	<input type="checkbox"/>	<input type="checkbox"/>
Ice Hockey	<input type="checkbox"/>	<input type="checkbox"/>	Lacrosse	<input type="checkbox"/>	<input type="checkbox"/>
Rifle	<input type="checkbox"/>	<input type="checkbox"/>	Rodeo	<input type="checkbox"/>	<input type="checkbox"/>
Rowing	<input type="checkbox"/>	<input type="checkbox"/>	Sailing	<input type="checkbox"/>	<input type="checkbox"/>
Skiing	<input checked="" type="checkbox"/>	<input checked="" type="checkbox"/>	Soccer	<input type="checkbox"/>	<input checked="" type="checkbox"/>
Softball		<input type="checkbox"/>	Squash	<input type="checkbox"/>	<input type="checkbox"/>
Swimming	<input type="checkbox"/>	<input type="checkbox"/>	Swimming and Diving (combined)	<input type="checkbox"/>	<input type="checkbox"/>
Synchronized Swimming		<input type="checkbox"/>	Table Tennis	<input type="checkbox"/>	<input type="checkbox"/>
Team Handball	<input type="checkbox"/>	<input type="checkbox"/>	Tennis	<input type="checkbox"/>	<input checked="" type="checkbox"/>
Track and Field (Indoor)	<input type="checkbox"/>	<input type="checkbox"/>	Track and Field (Outdoor)	<input type="checkbox"/>	<input type="checkbox"/>
Track and Field and Cross Country (combined)	<input checked="" type="checkbox"/>	<input checked="" type="checkbox"/>	Volleyball	<input type="checkbox"/>	<input checked="" type="checkbox"/>
Water Polo	<input type="checkbox"/>	<input type="checkbox"/>	Weight Lifting	<input type="checkbox"/>	<input type="checkbox"/>
Wrestling	<input type="checkbox"/>	<input type="checkbox"/>	Other Sports (Specify sports in the caveat box.)*	<input type="checkbox"/>	<input type="checkbox"/>

### CAVEAT

Start up costs for Women's Lacrosse included in not allocated by sport/gender

\* If you indicated in the caveat box that your other sports are Dancing and/or Cheerleading, please also specify in the caveat box that your institution has a letter from the Office for Civil Rights confirming that the OCR has determined that Dancing and/or Cheerleading are varsity sports at your institution.

If you save the data on this screen, then return to the screen to make changes, note the following:

- 1) If you select an additional team remember to include associated data for that sport on subsequent screens;
- 2) If you delete a sport but have already entered associated data on other screens, all associated data for that sport will be deleted from subsequent screens. However, because the survey system has to recalculate the totals, you must re-save every screen.

Institution: University of Colorado Boulder (126614)

User ID: E1266141

## Athletics Participation - Men's and Women's Teams

Enter the number of participants as of the day of the first scheduled contest.

### Varsity Teams

	Men's Teams	Women's Teams
Basketball	<input type="text" value="17"/>	<input type="text" value="15"/>
Football	<input type="text" value="106"/>	
Golf	<input type="text" value="9"/>	<input type="text" value="7"/>
Skiing	<input type="text" value="15"/>	<input type="text" value="11"/>
Soccer		<input type="text" value="29"/>
Tennis		<input type="text" value="8"/>
Track and Field and Cross Country (combined)	82	91
Track and Field (Indoor)	<input type="text" value="30"/>	<input type="text" value="38"/>
Track and Field (Outdoor)	<input type="text" value="32"/>	<input type="text" value="37"/>
Cross Country	<input type="text" value="20"/>	<input type="text" value="16"/>
Volleyball		<input type="text" value="16"/>
Total Participants Men's and Women's Teams	229	177
Unduplicated Count of Participants (This is a head count. If an individual participates on more than one team, count that individual only once on this line.)	<input type="text" value="179"/>	<input type="text" value="122"/>

### CAVEAT

(For each men's or women's team that includes opposite sex participants, specify the number of male and the number of female students on that team in this caveat box. This does not apply for coed teams. Additionally, provide any other clarifying information here.)

If you save the data on this screen, then return to the screen to make changes, please note you must re-save every screen because the survey system has to recalculate the totals.

Institution: University of Colorado Boulder (126614)

User ID: E1266141

## Head Coaches - Men's Teams

For each men's team, indicate whether the head coach is male or female, was assigned to the team on a full-time or part-time basis, and whether the coach was employed by the institution on a full-time basis or on a part-time or volunteer basis, by entering a 1 in the appropriate field.

The Swimming and Diving (combined) fields allow up to 2 head coaches. The Track and Field and Cross Country (combined) fields allow up to 3.

Varsity Teams	Male Head Coaches				Female Head Coaches				Total Head Coaches
	Assigned to Team on a Full-Time Basis	Assigned to Team on a Part-Time Basis	Full-Time Institution Employee	Part-Time Institution Employee or Volunteer	Assigned to Team on a Full-Time Basis	Assigned to Team on a Part-Time Basis	Full-Time Institution Employee	Part-Time Institution Employee or Volunteer	
Basketball	<input type="text" value="1"/>	<input type="text"/>	<input type="text" value="1"/>	<input type="text"/>	<input type="text"/>	<input type="text"/>	<input type="text"/>	<input type="text"/>	1
Football	<input type="text" value="1"/>	<input type="text"/>	<input type="text" value="1"/>	<input type="text"/>	<input type="text"/>	<input type="text"/>	<input type="text"/>	<input type="text"/>	1
Golf	<input type="text" value="1"/>	<input type="text"/>	<input type="text" value="1"/>	<input type="text"/>	<input type="text"/>	<input type="text"/>	<input type="text"/>	<input type="text"/>	1
Skiing	<input type="text"/>	<input type="text" value="1"/>	<input type="text" value="1"/>	<input type="text"/>	<input type="text"/>	<input type="text"/>	<input type="text"/>	<input type="text"/>	1
Track and Field and Cross Country (combined)	<input type="text"/>	<input type="text" value="1"/>	<input type="text" value="1"/>	<input type="text"/>	<input type="text"/>	<input type="text"/>	<input type="text"/>	<input type="text"/>	1
Coaching Position Totals	3	2	5	0	0	0	0	0	5
CAVEAT									

Institution: University of Colorado Boulder (126614)

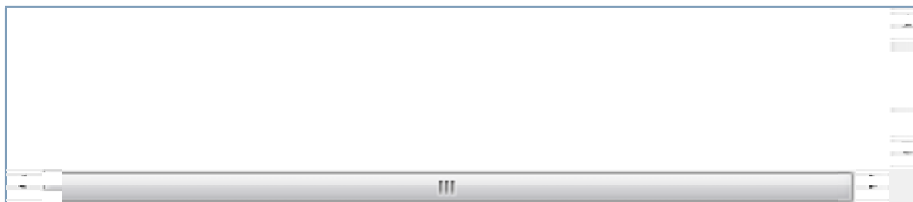
User ID: E1266141

## Head Coaches - Women's Teams

For each women's team, indicate whether the head coach is male or female, was assigned to the team on a full-time or part-time basis, and whether the coach was employed by the institution on a full-time basis or on a part-time or volunteer basis, by entering a 1 in the appropriate field.

The Swimming and Diving (combined) fields allow up to 2 head coaches. The Track and Field and Cross Country (combined) fields allow up to 3.

Varsity Teams	Male Head Coaches				Female Head Coaches				Total Head Coaches
	Assigned to Team on a Full-Time Basis	Assigned to Team on a Part-Time Basis	Full-Time Institution Employee	Part-Time Institution Employee or Volunteer	Assigned to Team on a Full-Time Basis	Assigned to Team on a Part-Time Basis	Full-Time Institution Employee	Part-Time Institution Employee or Volunteer	
Basketball	<input type="text"/>	<input type="text"/>	<input type="text"/>	<input type="text"/>	<input type="text" value="1"/>	<input type="text"/>	<input type="text" value="1"/>	<input type="text"/>	1
Golf	<input type="text"/>	<input type="text"/>	<input type="text"/>	<input type="text"/>	<input type="text" value="1"/>	<input type="text"/>	<input type="text" value="1"/>	<input type="text"/>	1
Skiing	<input type="text"/>	<input type="text" value="1"/>	<input type="text" value="1"/>	<input type="text"/>	<input type="text"/>	<input type="text"/>	<input type="text"/>	<input type="text"/>	1
Soccer	<input type="text" value="1"/>	<input type="text"/>	<input type="text" value="1"/>	<input type="text"/>	<input type="text"/>	<input type="text"/>	<input type="text"/>	<input type="text"/>	1
Tennis	<input type="text"/>	<input type="text"/>	<input type="text"/>	<input type="text"/>	<input type="text" value="1"/>	<input type="text"/>	<input type="text" value="1"/>	<input type="text"/>	1
Track and Field and Cross Country (combined)	<input type="text"/>	<input type="text" value="1"/>	<input type="text" value="1"/>	<input type="text"/>	<input type="text"/>	<input type="text"/>	<input type="text"/>	<input type="text"/>	1
Volleyball	<input type="text"/>	<input type="text"/>	<input type="text"/>	<input type="text"/>	<input type="text" value="1"/>	<input type="text"/>	<input type="text" value="1"/>	<input type="text"/>	1
Coaching Position Totals	1	2	3	0	4	0	4	0	7
CAVEAT									



Institution: University of Colorado Boulder (126614)

User ID: E1266141

## Head Coaches' Salaries - Men's and Women's Teams

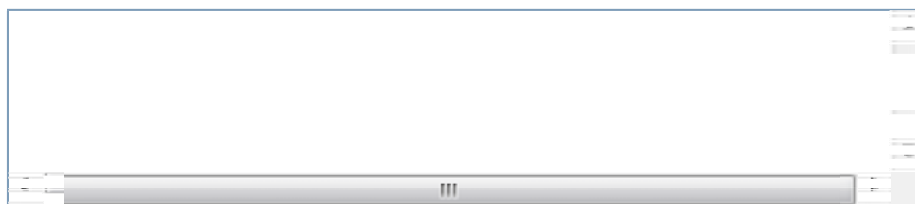
Enter only salaries and bonuses that your institution pays head coaches as compensation for coaching. Do not include benefits on this screen.

Do not include volunteer coaches in calculating the average salary and the Full-Time Equivalent (FTE) Total.

For help calculating the FTE total click on the "Need help? Click here for screen instructions" link on this screen.

	Men's Teams	Women's Teams
Average Annual Institutional Salary per Head Coach (for coaching duties only)	512,323	142,742
Number of Head Coaches Used to Calculate the Average	5	7
Number of Volunteer Head Coaches (Do not include these coaches in your salary or FTE calculations.)	0	0
Average Annual Institutional Salary per Full-time equivalent (FTE)	640,404	166,532
Sum of Full-Time Equivalent (FTE) Positions Used to Calculate the Average	4.00	6.00

CAVEAT



Institution: University of Colorado Boulder (126614)

User ID: E1266141

## Assistant Coaches - Men's Teams

For each men's team, indicate whether the assistant coach is male or female, was assigned to the team on a full-time or part-time basis, and whether the coach was employed by the institution on a full-time basis or on a part-time or volunteer basis, by entering a 1 in the appropriate field.

Varsity Teams	Male Assistant Coaches				Female Assistant Coaches				Total Assistant Coaches
	Assigned to Team on a Full-Time Basis	Assigned to Team on a Part-Time Basis	Full-Time Institution Employee	Part-Time Institution Employee or Volunteer	Assigned to Team on a Full-Time Basis	Assigned to Team on a Part-Time Basis	Full-Time Institution Employee	Part-Time Institution Employee or Volunteer	
Basketball	3		3						3
Football	9		9						9
Golf	1		1						1
Skiing		2	2			1	1		3
Track and Field and Cross Country (combined)		5	3	2		4	2	2	9
Coaching Position Totals	13	7	18	2	0	5	3	2	25

CAVEAT

Institution: University of Colorado Boulder (126614)

User ID: E1266141

## Assistant Coaches - Women's Teams

For each women's team, indicate whether the assistant coach is male or female, was assigned to the team on a full-time or part-time basis, and whether the coach was employed by the institution on a full-time basis or on a part-time or volunteer basis, by entering a 1 in the appropriate field.

Varsity Teams	Male Assistant Coaches				Female Assistant Coaches				Total Assistant Coaches
	Assigned to Team on a Full-Time Basis	Assigned to Team on a Part-Time Basis	Full-Time Institution Employee	Part-Time Institution Employee or Volunteer	Assigned to Team on a Full-Time Basis	Assigned to Team on a Part-Time Basis	Full-Time Institution Employee	Part-Time Institution Employee or Volunteer	
Basketball	<input type="text" value="1"/>	<input type="text"/>	<input type="text" value="1"/>	<input type="text"/>	<input type="text" value="2"/>	<input type="text"/>	<input type="text" value="2"/>	<input type="text"/>	3
Golf	<input type="text" value="1"/>	<input type="text"/>	<input type="text" value="1"/>	<input type="text"/>	<input type="text"/>	<input type="text"/>	<input type="text"/>	<input type="text"/>	1
Skiing	<input type="text"/>	<input type="text" value="2"/>	<input type="text" value="2"/>	<input type="text"/>	<input type="text"/>	<input type="text" value="1"/>	<input type="text" value="1"/>	<input type="text"/>	3
Soccer	<input type="text" value="2"/>	<input type="text"/>	<input type="text" value="2"/>	<input type="text"/>	<input type="text"/>	<input type="text" value="1"/>	<input type="text"/>	<input type="text" value="1"/>	3
Tennis	<input type="text"/>	<input type="text"/>	<input type="text"/>	<input type="text"/>	<input type="text" value="1"/>	<input type="text" value="1"/>	<input type="text" value="1"/>	<input type="text" value="1"/>	2
Track and Field and Cross Country (combined)	<input type="text"/>	<input type="text" value="5"/>	<input type="text" value="3"/>	<input type="text" value="2"/>	<input type="text"/>	<input type="text" value="4"/>	<input type="text" value="2"/>	<input type="text" value="2"/>	9
Volleyball	<input type="text" value="1"/>	<input type="text" value="1"/>	<input type="text" value="1"/>	<input type="text" value="1"/>	<input type="text" value="1"/>	<input type="text"/>	<input type="text" value="1"/>	<input type="text"/>	3
Coaching Position Totals	5	8	10	3	4	7	7	4	24
CAVEAT									



Institution: University of Colorado Boulder (126614)

User ID: E1266141

## Assistant Coaches' Salaries - Men's and Women's Teams

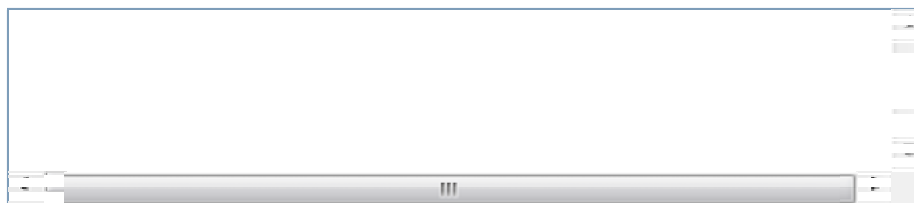
Enter only salaries and bonuses that your institution pays assistant coaches as compensation for coaching. Do not include benefits on this screen.

Do not include volunteer coaches in calculating the average salary and the Full-Time Equivalent (FTE) Total.

For help calculating the FTE total click on the "Need help? Click here for screen instructions" link on this screen.

	Men's Teams	Women's Teams
Average Annual Institutional Salary per Assistant Coach (for coaching duties only)	159,699	60,354
Number of Assistant Coaches Used to Calculate the Average	21	17
Number of Volunteer Assistant Coaches. (Do not include these coaches in your salary or FTE calculations.)	4	7
Average Annual Institutional Salary per Full-time equivalent (FTE)	197,275	78,924
Sum of Full-Time Equivalent (FTE) Positions Used to Calculate the Average	17.00	13.00

CAVEAT



Institution: University of Colorado Boulder (126614)

User ID: E1266141

## Athletically Related Student Aid - Men's and Women's Teams

Athletically related student aid is any scholarship, grant, or other form of financial assistance, offered by an institution, the terms of which require the recipient to participate in a program of intercollegiate athletics at the institution. Other student aid, of which a student-athlete simply happens to be the recipient, is not athletically related student aid. If you do not have any aid to report, enter a 0.

	Men's Teams	Women's Teams	Total
Amount of Aid	5,607,207	3,205,733	8,812,940
Ratio (percent)	64	36	100%
CAVEAT			

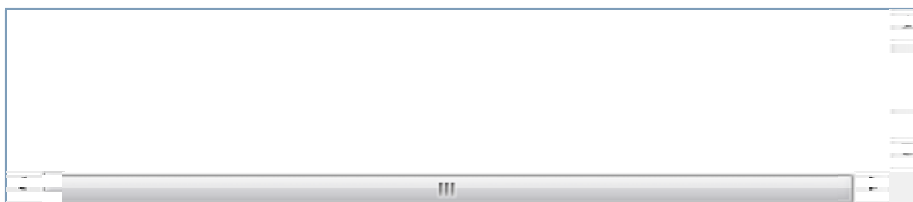
Institution: University of Colorado Boulder (126614)

User ID: E1266141

## Recruiting Expenses - Men's and Women's Teams

Recruiting expenses are all expenses an institution incurs attributable to recruiting activities. This includes, but is not limited to, expenses for lodging, meals, telephone use, and transportation (including vehicles used for recruiting purposes) for both recruits and personnel engaged in recruiting, and other expenses for official and unofficial visits, and all other expenses related to recruiting. If you do not have any recruiting expenses to report, enter a 0.

	Men's Teams	Women's Teams	Total
Total	532,910	299,698	832,608
CAVEAT			



Institution: University of Colorado Boulder (126614)

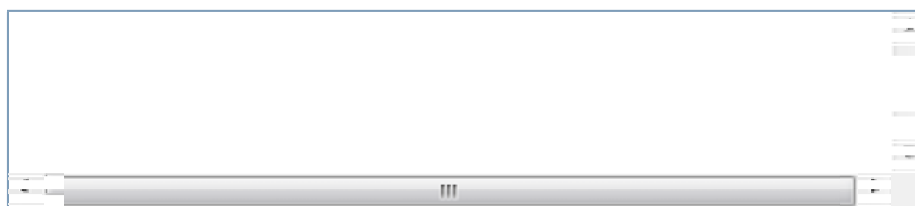
User ID: E1266141

## Operating (Game-Day) Expenses - Men's and Women's Teams by Team

Operating expenses are all expenses an institution incurs attributable to home, away, and neutral-site intercollegiate athletic contests (commonly known as "game-day expenses"), for (A) Lodging, meals, transportation, uniforms, and equipment for coaches, team members, support staff (including, but not limited to team managers and trainers), and others; and (B) Officials.

For a sport with a men's team and a women's team that have a combined budget, click on the "Need help? Click here for screen instructions" link for special instructions.

Varsity Teams	Participants	Men's Teams		Participants	Women's Teams		Total Operating Expenses
		Operating Expenses per Participant	By Team		Operating Expenses per Participant	By Team	
Basketball	17	83,661	1,422,241	15	62,390	935,850	2,358,091
Football	106	33,503	3,551,313				3,551,313
Golf	9	18,078	162,706	7	17,764	124,351	287,057
Skiing	15	8,239	123,579	11	8,135	89,489	213,068
Soccer				29	6,898	200,031	200,031
Tennis				8	12,578	100,624	100,624
Track and Field and Cross Country (combined)	82	3,096	253,892	91	3,146	286,304	540,196
Volleyball				16	20,219	323,507	323,507
Total Operating Expenses Men's and Women's Teams	229		5,513,731	177		2,060,156	7,573,887
CAVEAT							



**Note: This screen is for game-day expenses only.**

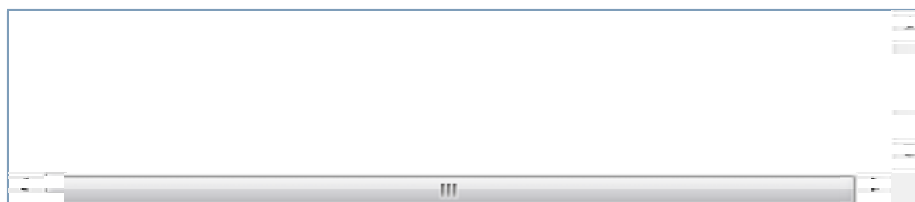
Institution: University of Colorado Boulder (126614)

User ID: E1266141

## Total Expenses - Men's and Women's Teams

Enter all expenses attributable to intercollegiate athletic activities. This includes appearance guarantees and options, athletically related student aid, contract services, equipment, fundraising activities, operating expenses, promotional activities, recruiting expenses, salaries and benefits, supplies, travel, and any other expenses attributable to intercollegiate athletic activities.

Varsity Teams	Men's Teams	Women's Teams	Total
Basketball	4,884,321	3,275,553	8,159,874
Football	19,781,626		19,781,626
Golf	554,050	609,821	1,163,871
Skiing	747,848	700,936	1,448,784
Soccer		1,495,091	1,495,091
Tennis		681,974	681,974
Track and Field and Cross Country (combined)	1,040,641	1,171,085	2,211,726
Volleyball		1,596,879	1,596,879
Total Expenses of all Sports, Except Football and Basketball, Combined	2,342,539	6,255,786	8,598,325
Total Expenses Men's and Women's Teams	27,008,486	9,531,339	36,539,825
Not Allocated by Gender/Sport (Expenses not attributable to a particular sport or sports)			29,787,673
Grand Total Expenses			66,327,498
CAVEAT			




Institution: University of Colorado Boulder (126614)

User ID: E1266141

## Total Revenues - Men's and Women's Teams

Your total revenues must cover your total expenses.

Enter all revenues attributable to intercollegiate athletic activities. This includes revenues from appearance guarantees and options, an athletic conference, tournament or bowl games, concessions, contributions from alumni and others, institutional support, program advertising and sales, radio and television, royalties, signage and other sponsorships, sport camps, state or other government support, student activity fees, ticket and luxury box sales, and any other revenues attributable to intercollegiate athletic activities.

Varsity Teams	Men's Teams	Women's Teams	Total
Basketball	4,532,359	547,950	5,080,309
Football	30,547,707		30,547,707
Golf	81,684	10,154	91,838
Skiing	72,220	72,220	144,440
Soccer		196,076	196,076
Tennis		32,113	32,113
Track and Field and Cross Country (combined)	16,963	15,485	32,448
Volleyball		208,821	208,821
Total Revenues of all Sports, Except Football and Basketball, Combined	170,867	534,869	705,736
Total Revenues Men's and Women's Teams	35,250,933	1,082,819	36,333,752
Not Allocated by Gender/Sport (Revenues not attributable to a particular sport or sports)		 29,993,746	
Grand Total for all Teams (includes by team and not allocated by gender/sport)			66,327,498
CAVEAT			

The \$29,993,746 not allocated by gender/sport amount includes \$7,993,153 in internal debt to be repaid by Athletics on a schedule to be determined to cover the budget deficit for fiscal year 2013.

Institution: University of Colorado Boulder (126614)

User ID: E1266141

## Summary - Men's and Women's Teams

Your Grand Total Revenues must be equal to or greater than your Grand Total Expenses or you will not be able to lock your survey.

		Men's Teams	Women's Teams	Total
1	Total of Head Coaches' Salaries	2,561,615	999,194	3,560,809
2	Total of Assistant Coaches' Salaries	3,353,679	1,026,018	4,379,697
3	Total Salaries (Lines 1+2)	5,915,294	2,025,212	7,940,506
4	Athletically Related Student Aid	5,607,207	3,205,733	8,812,940
5	Recruiting Expenses	532,910	299,698	832,608
6	Operating (Game-Day) Expenses	5,513,731	2,060,156	7,573,887
7	Summary of Subset Expenses (Lines 3+4+5+6)	17,569,142	7,590,799	25,159,941
8	Total Expenses for Teams	27,008,486	9,531,339	36,539,825
9	Total Expenses for Teams Minus Subset Expenses (Line 8 – Line 7)	9,439,344	1,940,540	11,379,884
10	Not Allocated Expenses			29,787,673
11	Grand Total Expenses (Lines 8+10)			66,327,498
12	Total Revenues for Teams	35,250,933	1,082,819	36,333,752
13	Not Allocated Revenues			29,993,746
14	Grand Total Revenues (Lines 12+13)			66,327,498
15	Total Revenues for Teams minus Total Expenses for Teams (Line 12- Line 8)	8,242,447	-8,448,520	-206,073
16	Grand Total Revenues Minus Grand Total Expenses (Line 14- Line 11)			0

To return to a data entry screen, click on the link in the [Navigation Menu](#).

To proceed to the Supplemental Information screen, click on the link in the [Navigation Menu](#) or click on the "Next" button on this screen.

Institution: University of Colorado Boulder (126614)


User ID: E1266141

## Supplemental Information (optional)

This screen may be used to help the reader better understand the data you have provided, or to help a prospective student-athlete make an informed choice of an athletics program.

This information will be viewable on the EADA public website. Please do not include the names of individuals or write messages to the help desk.

To explain specific data entered on a previous screen, please use the caveat box on that screen.

[Print Form\(s\)](#)[Get PDF File](#)[Go Back](#)